



City Administrator's Report

July 28, 2022

Parks and Recreation Committee Update – Future Agenda Items

The Parks and Recreation Committee met on Thursday, July 21, 2022. Two items were discussed and recommended to bring to the Board for action.

Smoking in Parks: City Ordinance Section 225.090 covers smoking in designated areas for outdoor parks and facilities. The Committee discussed and voted to recommend updating the ordinance to prohibit smoking in outdoor parks and facilities. This would eliminate the designated smoking areas currently outlined.

Hawthorne Park Renaming: Hawthorne Park is located at the corner of North Bridge and Hilltop Street near the Smithville Historical Museum. The Committee discussed and voted to recommend renaming the park the "Humphrey and Nancy Smith Park".

Both items will come to the Board of Aldermen for consideration at the August 16 meeting.

Website Redesign

Staff has been working with the host of the city's website to accomplish a look and feel redesign. The new design will debut on Tuesday. Staff is also continually working to ensure information on the website is updated and informative. Staff looks forward to Board feedback on the changes.

Main Street Trail Counter

As you may recall, a counter was placed on the Main Street Trail near the Parks and Recreation Department facility. Attached is a report summarizing use from January 1, 2022 through July 24, 2022. On average, there are 26 users per day on weekdays and 29 users per day on weekends. The attached provides interesting data of the trail. Staff will continue to monitor this information.



City of Smithville

07/25/2022

DGP21080937

City of Smithville

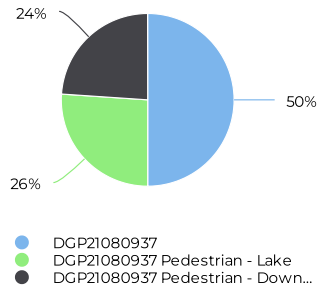
January 1, 2022 → July 24, 2022

Location



Leaflet

Distribution by Direction



Daily Average

27

Compared to 01/02/2021 → 07/25/2021

Peak Day

119

Friday
Jul 1, 2022

Daily Avg. - Week

01/01/2022 → 07/24/2022

Daily Average

26

Compared to 01/02/2021 → 07/25/2021

Daily Avg. - Weekend

01/01/2022 → 07/24/2022

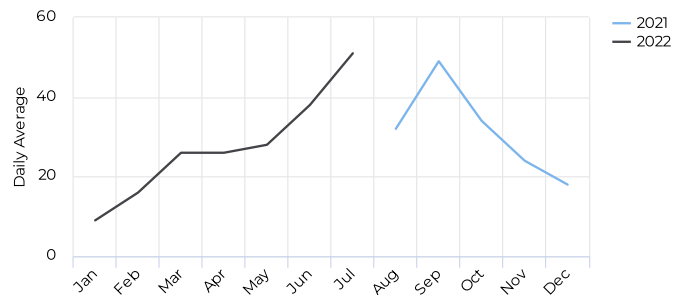
Daily Average

29

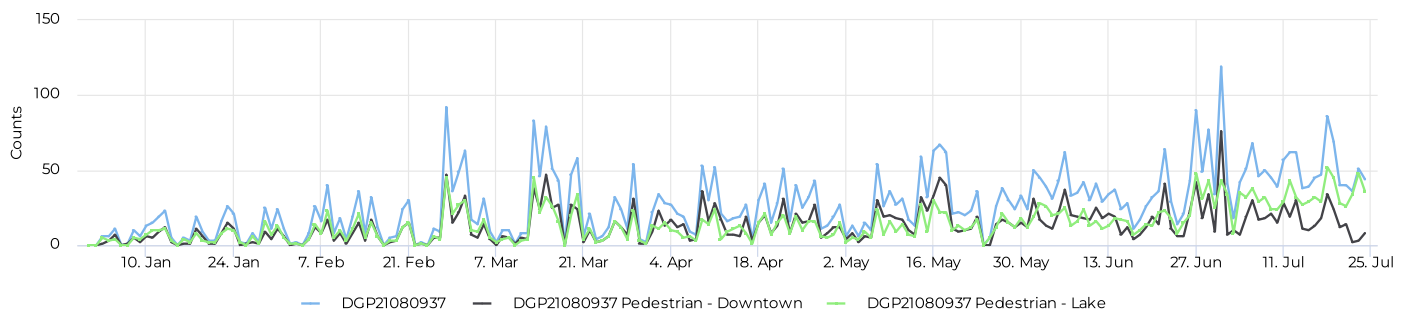
Compared to 01/02/2021 → 07/25/2021

Annual Comparison by Month

01/01/2019 → 07/24/2022

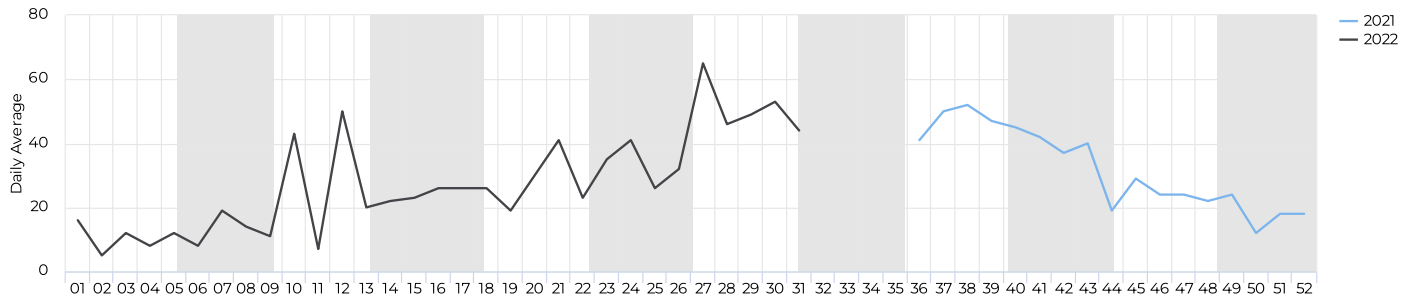


Daily traffic

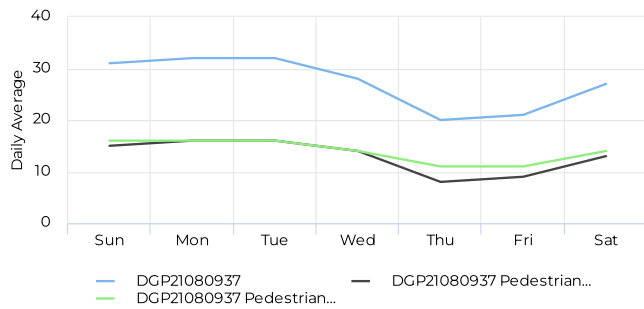


Annual Comparison by Week

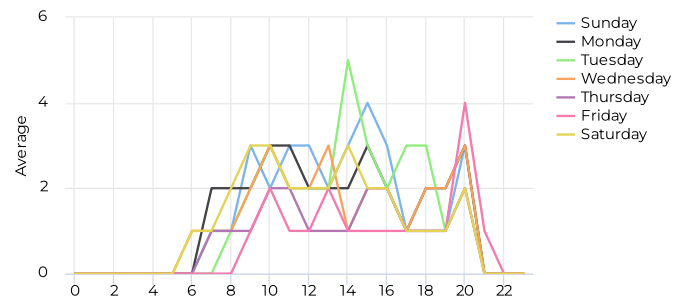
01/01/2019 → 07/24/2022



Daily Profile

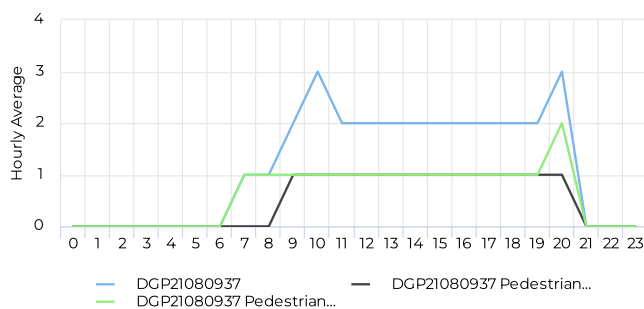


Hourly Profiles by Day



Hourly Profile - Weekdays

01/01/2022 → 07/24/2022



Hourly Profile - Weekend

01/01/2022 → 07/24/2022

